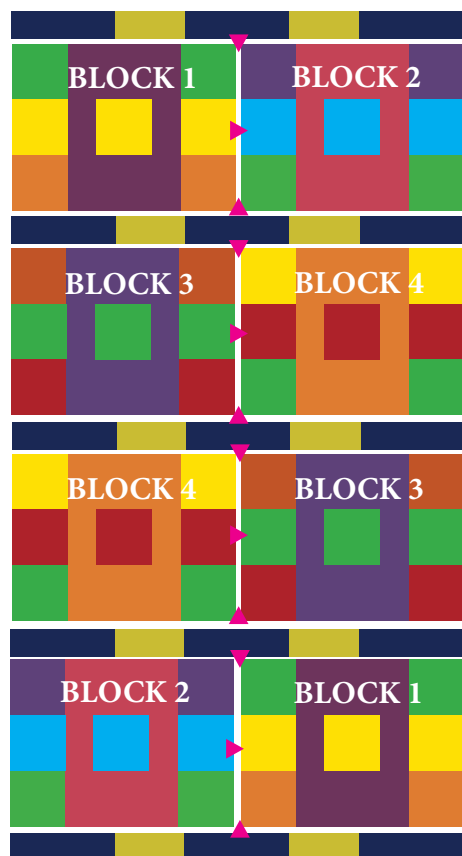



TABLE RUNNER DIAGRAM



QUILT DIAGRAM



FINISHING: Cut batting and backing 3" larger than top on all sides. Layer backing, batting and top together and baste or pin. When quilting is completed, trim excess batting and backing. Bind as usual.

Runner Finished Size: 32" x 58"
Finished Quilt Size: 64" W x 72"L

Note: If this Benartex pattern is included in a kit, any questions about the kit should be addressed to the vendor from whom you bought it.

BENARTEX, LLC • 132 WEST 36TH STREET, 4TH FLOOR • NEW YORK, NY 10018 • T: 212-840-3250 • WWW.BENARTEX.COM

Bali **BOXES**

DESIGN BY JANET PAGE KESSLER



© 2014 Stitched Together Studios for Benartex, LLC

It all started with a colorful table runner. Next, we added some rows to make a lap throw. Finally, we figured out the yardage you need to make either one (or both!). It's so easy to add a brilliant touch of color to any room. Just ask for Benartex triple-dye Balis.

Uses Bali Tye Dye collection
by Benartex

Runner Finished Size: 32" x 58"

Finished Size: 64" x 72"

THE QUILT SHOWN IS A DIGITAL REPRESENTATION. ACTUAL FABRIC REPEATS WILL VARY FROM DESIGN

Benartex
Fabric for quilters. By quilters.

SAMPLE	KEY/SKU	QTY	CUT
A	Tye Dye Bali Indigo 3785-59	QUILT: 1 1/4 YD* Tablerunner: 2/3 YD	QUILT: (3) 8 1/2" x WOF strips, subcut into (36) 2 1/2" x 8 1/2" rectangles. BINDING: (7) 2 1/4" x WOF strips. TABLERUNNER: (1) 8 1/2" x WOF strips, subcut into (10) 2 1/2" x 6 1/2" rectangles; (5) 2 1/2" x 4 1/2" rectangles. For binding: (5) 2 1/4" strips.
B	Tye Dye Bali Citron 3785-44	QUILT: 1/3 YD Tablerunner: 1/4 YD	QUILT: (4) 2 1/2" x WOF strips, subcut into (36) 2 1/2" x 4 1/2" rectangles. TABLERUNNER: (2) 2 1/2" x WOF strips, subcut into (10) 2 1/2" x 6 1/2" rectangles; (5) 2 1/2" x 4 1/2" rectangles.
C	Sea Spray Leaf 3786-44	QUILT: 2/3 YD Tablerunner: 1/3 YD	QUILT: (5) 4 1/2" x WOF strips, subcut into (44) 4 1/2" squares. TABLERUNNER: (2) 4 1/2" x WOF strips, subcut into (18) 4 1/2" squares.
D	Tye Dye Bali Sunburst 3785-32	QUILT: 1/2 YD Tablerunner: 1/3 YD	QUILT: (3) 4 1/2" x WOF strips, subcut into (26) 4 1/2" squares. TABLERUNNER: (2) 4 1/2" x WOF strips, subcut into (10) 4 1/2" squares.
E	Tye Dye Bali Paprika 3785-38	QUILT: 2/3 YD Tablerunner: 1/3 YD	QUILT: (4) 4 1/2" x WOF strips, subcut into (20) 4 1/2" squares and (8) 4 1/2" x 8 1/2" rectangles. (1) 2 1/2" x WOF strips, subcut into (8) 2 1/2" x 4 1/2" rectangles. TABLERUNNER: (2) 4 1/2" x WOF strips, subcut into (8) 4 1/2" squares; (4) 4 1/2" x 8 1/2" rectangles; (1) 2 1/2" x WOF strip, subcut into (4) 2 1/2" x 4 1/2" rectangles.
F	Sea Spray Cerulean 3786-84	QUILT: 1/3 YD Tablerunner: 1/8 YD	QUILT: (2) 4 1/2" x WOF strips, subcut into (18) 4 1/2" squares. TABLERUNNER: (6) 4 1/2" squares.
G	Tye Dye Bali Ultra Marine 3785-58	QUILT: 1/2 YD Tablerunner: 1/3 YD	QUILT: (3) 4 1/2" x WOF strips, subcut into (12) 4 1/2" squares; (8) 4 1/2" x 8 1/2" rectangles. (1) 2 1/2" x WOF strip, subcut into (8) 2 1/2" x 4 1/2" rectangles. TABLERUNNER: (2) 4 1/2" x WOF strips, subcut into (4) 4 1/2" squares; (4) 4 1/2" x 8 1/2" rectangles; (4) 2 1/2" x 4 1/2" rectangles.
H	Sea Spray Plum 3786-66	QUILT: 5/8 YD Tablerunner: 1/4 YD	QUILT: (4) 4 1/2" x WOF strips, subcut into (12) 4 1/2" x 8 1/2" rectangles; (12) 2 1/2" x 4 1/2" rectangles. TABLERUNNER: (1) 4 1/2" x WOF strip, subcut into (4) 4 1/2" x 8 1/2" rectangles; (1) 2 1/2" x WOF strip, subcut into (4) 2 1/2" x 4 1/2" rectangles.
I	Tye Dye Bali Red-Pink 3785-20	QUILT: 5/8 YD Tablerunner: 1/4 YD	QUILT: (3) 4 1/2" x WOF strips; subcut into (12) 4 1/2" x 8 1/2" rectangles. (2) 2 1/2" x WOF strips, subcut into (12) 2 1/2" x 4 1/2" rectangles. TABLERUNNER: (4) 4 1/2" x 8 1/2" rectangles; (4) 2 1/2" x 4 1/2" rectangles.
J	Tye Dye Bali Burgundy 3785-86	QUILT: 1/2 YD Tablerunner: 1/3 YD	QUILT: (3) 4 1/2" x WOF strips, subcut into (20) 4 1/2" squares. TABLERUNNER: (2) 4 1/2" x WOF strips; subcut into (10) 4 1/2" squares.

WOF = WIDTH OF FABRIC

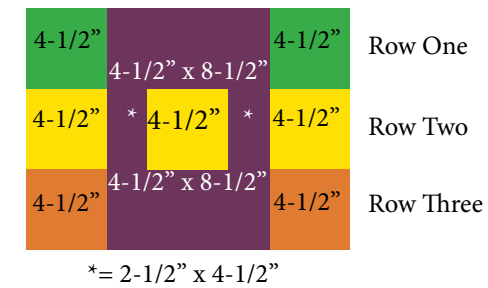
* = INCLUDES BINDING



BLOCK ASSEMBLY

These colorful Bali projects are made with one basic block, in a variety of colors. The block size is 16" x 12", and is constructed with the following squares, rectangles and strips:

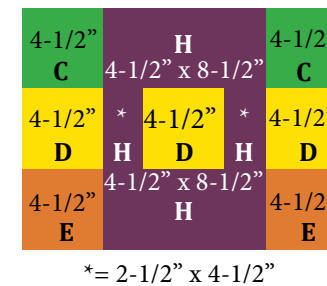
BASIC BLOCK



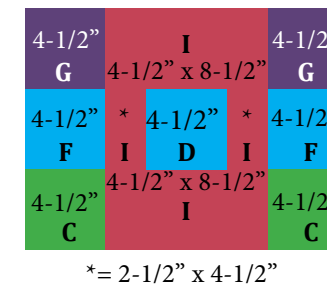
Each block has 3 rows. Sew squares and rectangles together, then sew rows together to make the block.

See reverse side for quilt assembly.

BLOCK 1 (PURPLE)

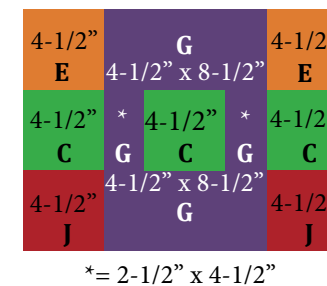


BLOCK 2 (RED)

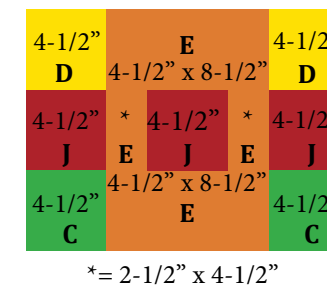


Make blocks as Follows:
Quilt -
BLOCK 1 - Make 6
BLOCK 2 - Make 6
BLOCK 3 - Make 4
BLOCK 4 - Make 4

BLOCK 3 (BLUE)



BLOCK 4 (ORANGE)



Tablerunner -
Make 2 of each block.

SASHING



A = 2-1/2" x 6-1/2" B = 2-1/2 x 4-1/2" Make six (6) rows of horizontal sashing for Quilt.

TABLE RUNNER



A = 2-1/2" x 6-1/2" B = 2-1/2 x 4-1/2" Make five rows of horizontal sashing for Tablerunner.



A = 2-1/2" x 4-1/2" B = 2-1/2 x 6-1/2" Make five rows of horizontal sashing for Tablerunner.